

LISA2-M-PIN

~20° medium beam. 6.8 mm high variant with location pin installation.

TECHNICAL SPECIFICATIONS:

Dimensions	Ø 9.9 mm
Height	6.8 mm
Fastening	glue, pin
ROHS compliant	yes ⓘ

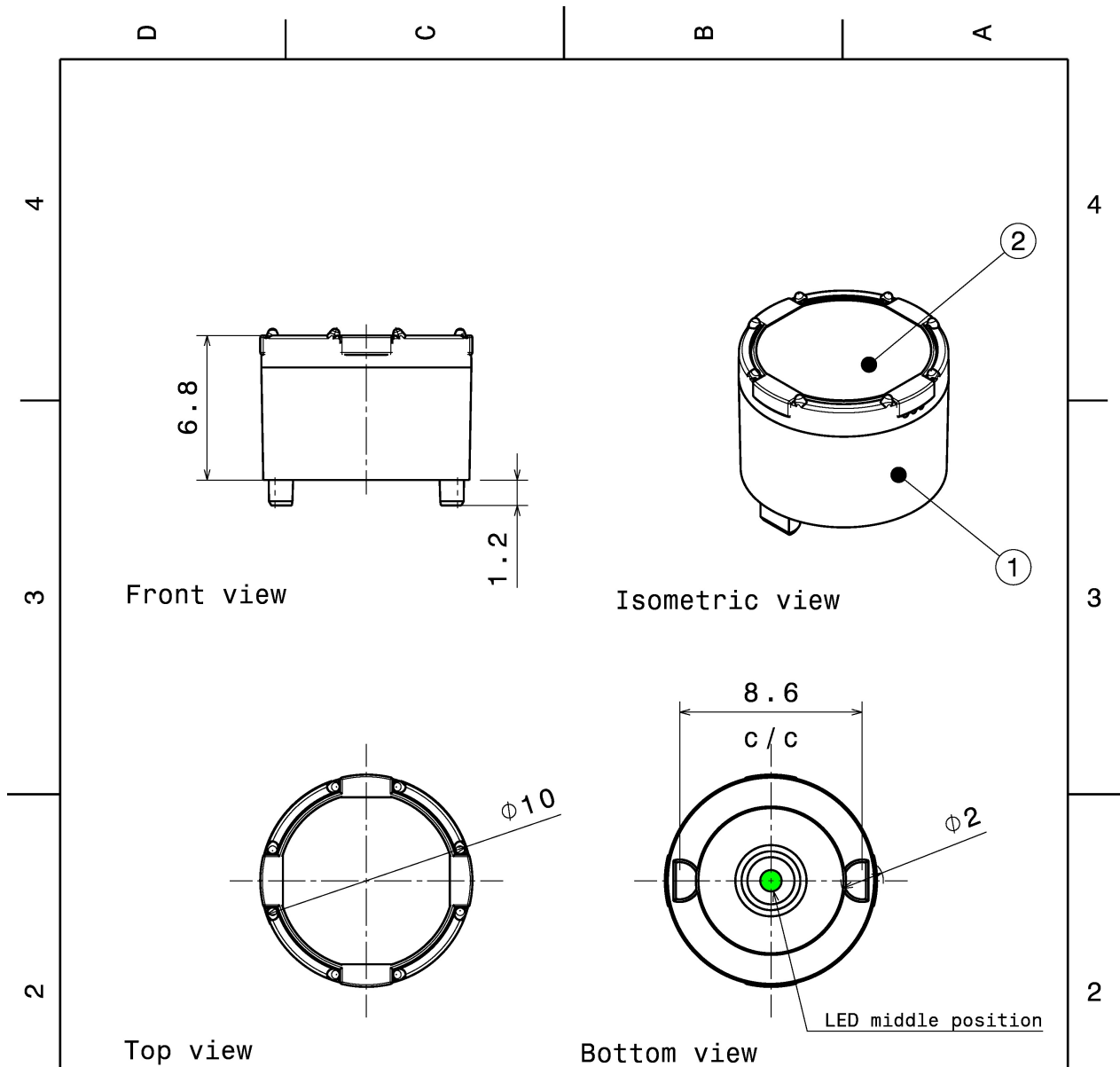


MATERIAL SPECIFICATIONS:

Component	Type	Material	Colour	Finish
LISA2-M	Single lens	PMMA	clear	
LISA2-HLD-PIN	Holder	PC	black	

ORDERING INFORMATION:

Component		Qty in box	MOQ	MPQ	Box weight (kg)
FP10995_LISA2-M-PIN	Single lens	2000	300	100	1.4
» Box size: 310 x 230 x 60 mm					



INDEX	PART NO	DESCRIPTION	MATERIAL	COLOUR
1	F10989	LISA2-HLD-PIN	PC	black
2	-	LISA2_lens	PMMA	

Tolerances if not otherwise shown
According to DIN ISO 2768-1
Linear measures:
up to 30mm class M, otherwise class C
According to DIN ISO 2768-2
Form and position: class L

LEDiL Ledil Oy
Salorankatu 10
FIN 24240 SALO
Finland

THIRD ANGLE PROJECTION:

DRAWING TITLE
Lisa2-PIN-XP assembly

This drawing is the property of LEDiL Oy. It may not be reproduced, copied or communicated without a written agreement with LEDiL Oy.

SIZE	PART NUMBER
A4	-

SCALE	4:1	WEIGHT	0,5 g	SHEET	1/1
-------	-----	--------	-------	-------	-----

See also our general installation guide: www.ledil.com/installation_guide

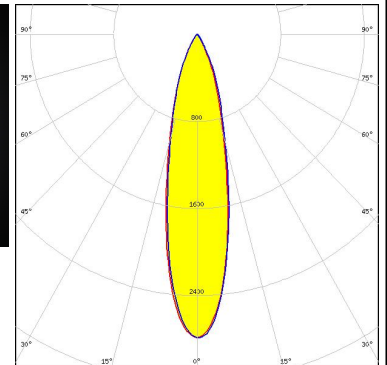

PHOTOMETRIC DATA (MEASURED):

CREE LED

LED XB-D
 FWHM / FWTM 26.0°
 Efficiency 87 %
 Peak intensity 2.7 cd/m
 LEDs/each optic 1
 Light colour White
 Required components:

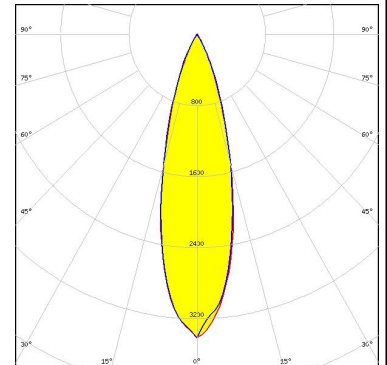
CREE LED

LED XD16
 FWHM / FWTM 24.0° / 53.0°
 Efficiency 74 %
 Peak intensity 2.8 cd/m
 LEDs/each optic 1
 Light colour White
 Required components:



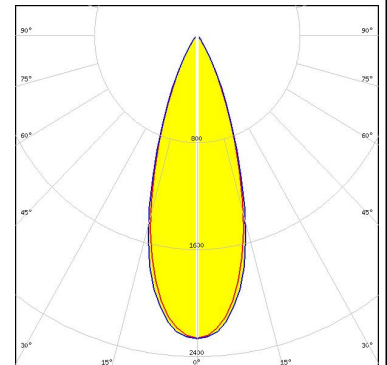
CREE LED

LED XP-E
 FWHM / FWTM 24.0°
 Efficiency 92 %
 LEDs/each optic 1
 Light colour White
 Required components:



CREE LED

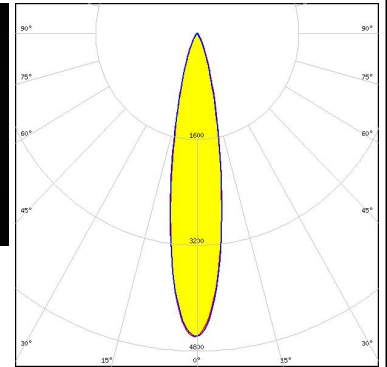
LED XP-G
 FWHM / FWTM 34.0° / 60.0°
 Efficiency 91 %
 Peak intensity 2.2 cd/m
 LEDs/each optic 1
 Light colour White
 Required components:



PHOTOMETRIC DATA (MEASURED):

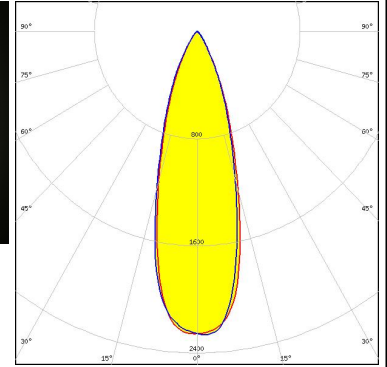
CREE LED

LED XQ-E HI
 FWHM / FWTM 20.0° / 43.0 + 42.0°
 Efficiency 85 %
 Peak intensity 4.6 cd/lm
 LEDs/each optic 1
 Light colour White
 Required components:



CREE LED

LED XT-E
 FWHM / FWTM 31.0° / 60.0°
 Efficiency 85 %
 Peak intensity 2.3 cd/lm
 LEDs/each optic 1
 Light colour White
 Required components:



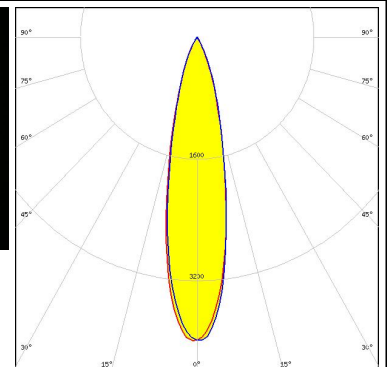
LUMILEDS

LED LUXEON Z
 FWHM / FWTM 19.0° / 41.0°
 Efficiency 86 %
 Peak intensity 5.3 cd/lm
 LEDs/each optic 1
 Light colour White
 Required components:


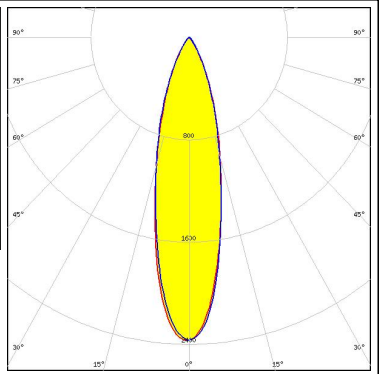

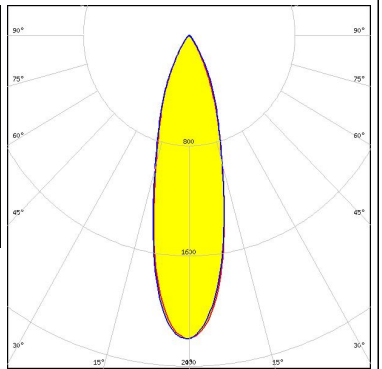


LUMILEDS

LED LUXEON Z ES
 FWHM / FWTM 23.0° / 48.0°
 Efficiency 87 %
 Peak intensity 4 cd/lm
 LEDs/each optic 1
 Light colour White
 Required components:



PHOTOMETRIC DATA (MEASURED):

<p>NICHIA</p> <p>LED NCSxE17A FWHM / FWTM 26.0° / 57.0° Efficiency 74 % Peak intensity 2.4 cd/lm LEDs/each optic 1 Light colour White Required components:</p>		
<p>OSRAM <small>Opto Semiconductors</small></p> <p>LED SFH 4170S FWHM / FWTM 14.0° / 38.0° Efficiency % LEDs/each optic 1 Light colour IR Required components:</p>		
<p>OSRAM <small>Opto Semiconductors</small></p> <p>LED SFH 4180S FWHM / FWTM 14.0° / 38.0° Efficiency % LEDs/each optic 1 Light colour IR Required components:</p>		
<p>SAMSUNG</p> <p>LED LH181B FWHM / FWTM 27.0° / 59.0° Efficiency 74 % Peak intensity 2.2 cd/lm LEDs/each optic 1 Light colour White Required components:</p>		

PHOTOMETRIC DATA (MEASURED):

SHARP

LED	Double Dome (GM2BB)
FWHM / FWTM	28.0°
Efficiency	88 %
LEDs/each optic	1
Light colour	White
Required components:	

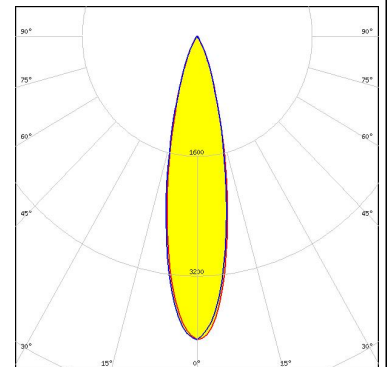
PHOTOMETRIC DATA (SIMULATED):



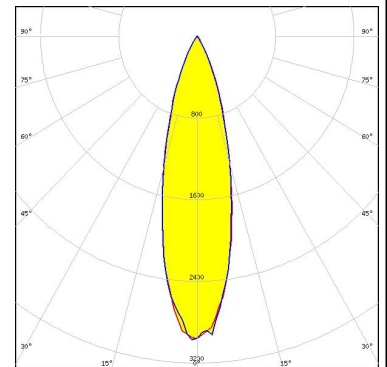
LED XQ-E HD
FWHM / FWTM 27.5° / 63.0°
Efficiency 91 %
Peak intensity 3.1 cd/lm
LEDs/each optic 1
Light colour White
Required components:



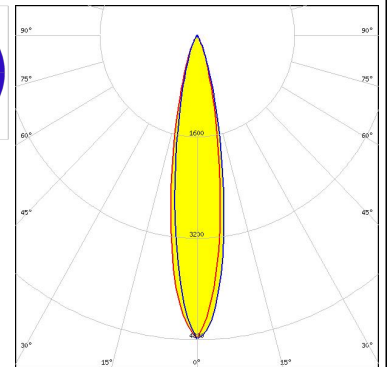
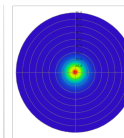
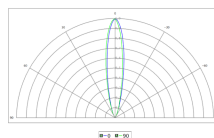
LED LUXEON IR 2720
FWHM / FWTM 23.0° / 47.0°
Efficiency 91 %
LEDs/each optic 1
Light colour IR
Required components:



LED NVSxE21A
FWHM / FWTM 27.0° / 54.0°
Efficiency 86 %
Peak intensity 3 cd/lm
LEDs/each optic 1
Light colour White
Required components:



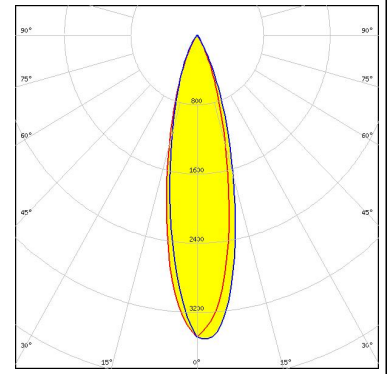
LED SFH 4170S
FWHM / FWTM 20.0° / 41.0°
Efficiency 79 %
LEDs/each optic 1
Light colour IR
Required components:



PHOTOMETRIC DATA (SIMULATED):

OSRAM
Opto Semiconductors

LED	SFH 4770S
FWHM / FWTM	25.0° / 52.0°
Efficiency	91 %
Peak intensity	3.5 cd/lm
LEDs/each optic	1
Light colour	White
Required components:	



GENERAL INFORMATION:

NOTE: The typical beam angle will be changed by different color, chip size and chip position tolerance. The typical total beam angle is the full angle measured where the luminous intensity is half of the peak value.

MATERIALS:

As part of our continuous research and improvement processes, and to ensure the best possible quality and availability of our products, LEDiL reserves the right to change material grades without notice.

PRODUCT DATA USER AGREEMENT AND DISCLAIMER:

The measured data in the provided downloadable LEDiL Product Datasheets and Mechanical 2D-Drawings is rounded and provided as reference for planning. LEDiL Oy's optical specifications have been verified by conducting performance testing of the products in accordance with the company's quality system. The reported data are averaged results of multiple measurements with typical variation. LEDiL Oy reserves the right to without prior notification make changes and improvements to its products.

LEDiL Oy assumes neither warranty, nor guarantee nor any other liability of any kind for the contents and correctness of the provided data. The provided data has been generated with highest diligence but the provided data may in reality not represent the complete possible variation range of all intrinsic parameters. Therefore, in certain cases a deviation from the provided data could occur.

LEDiL Oy reserves the right to undertake technical changes of its products without further notification which could lead to changes in the provided data. LEDiL Oy assumes no liability of any kind for the possible deviation from any provided data or any other damage resulting from the usage of the provided data.

The user agrees to this disclaimer and user agreement with the download or usage of the provided files.

LEDiL Oy

Joensuunkatu 13
FI-24240 SALO
Finland

LEDiL Inc.

228 West Page Street
Suite D
Sycamore IL 60178
USA

Ledil Optics Technology (Shenzhen) Co., Ltd.

405 , Block B
Casic Motor Building
Shenzhen 518057
P.R.CHINA

Local sales and technical support

[www.ledil.com/
where_to_buy](http://www.ledil.com/where_to_buy)

Shipping locations

Salo, Finland
Hong Kong, China

Distribution Partners

[www.ledil.com/
where_to_buy](http://www.ledil.com/where_to_buy)