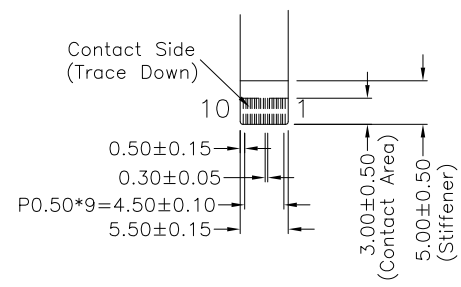
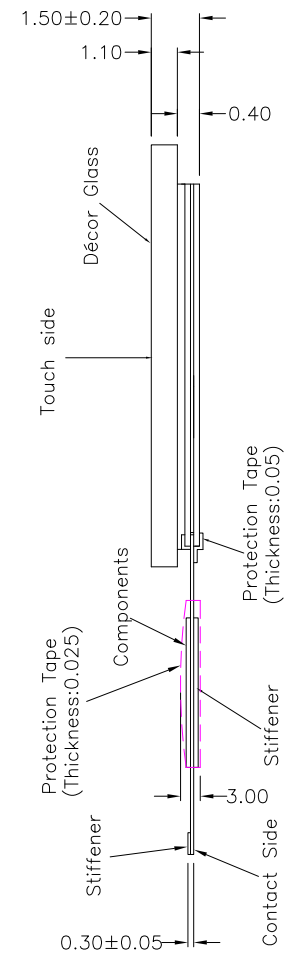
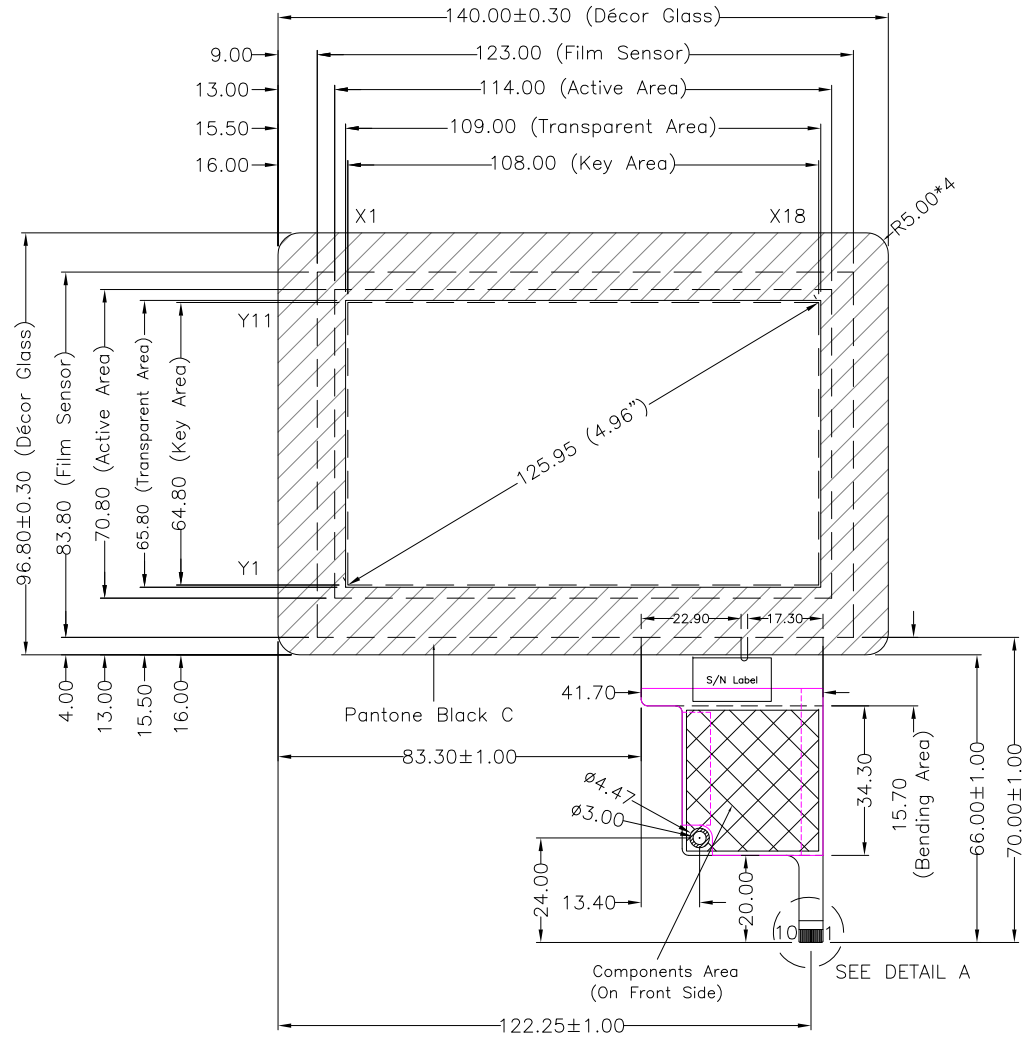
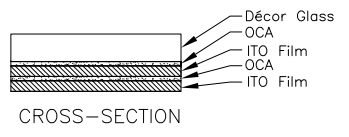


TOUCH SIDE VIEW

Pin#	Assignment
1	VCC
2	D-
3	D+
4	GND
5	SCL/RXD
6	SDA/TXD
7	nReset
8	nDetect
9	nINT
10	SW



DETAIL A



NOTES:

- INPUT MODE : PROJECTED CAPACITIVE
- OVERALL THICKNESS : 1.50±0.20mm
- DÉCOR GLASS THICKNESS : 1.10mm
- FRONT SURFACE : CLEAR
- TAIL TYPE : GOLD PLATED FPC, ZIF
- COF CONTROLLER : PM2204
- OTHER SPEC : SEE APPROVAL SHEET
- PLEASE REFER TO AMT TOUCH SCREEN INTEGRATION GUIDES FOR SYSTEM MECHANICAL DESIGN AND ASSEMBLY METHODS



NO.	DATE	DESCRIPTION	CHK
REVISION			
CHIEF OF DESIGN		APPROVED	Arthur
DRAWN BY	Bruce	DATE	2019.09.10
SHEET 1 OF 1			

Apex Material Technology Corp.

TOLERANCES UNLESS SPECIFIED	DWG NO :
.X ± 0.50	AD-92-P3036-CG0-F01-01
.XX ± 0.50	
.XXX ± 0.30	
ANGULAR	SCALE: N/S UNIT: mm