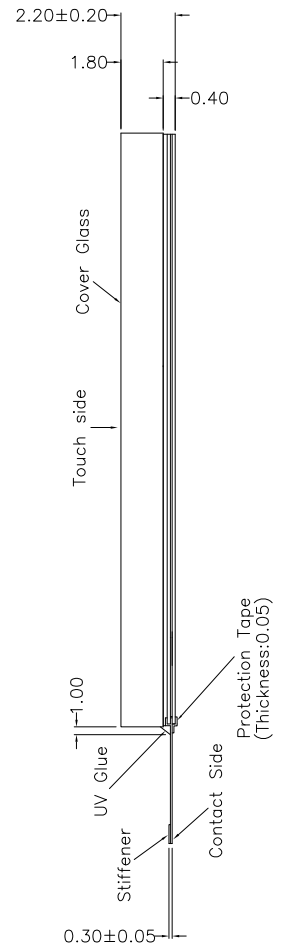
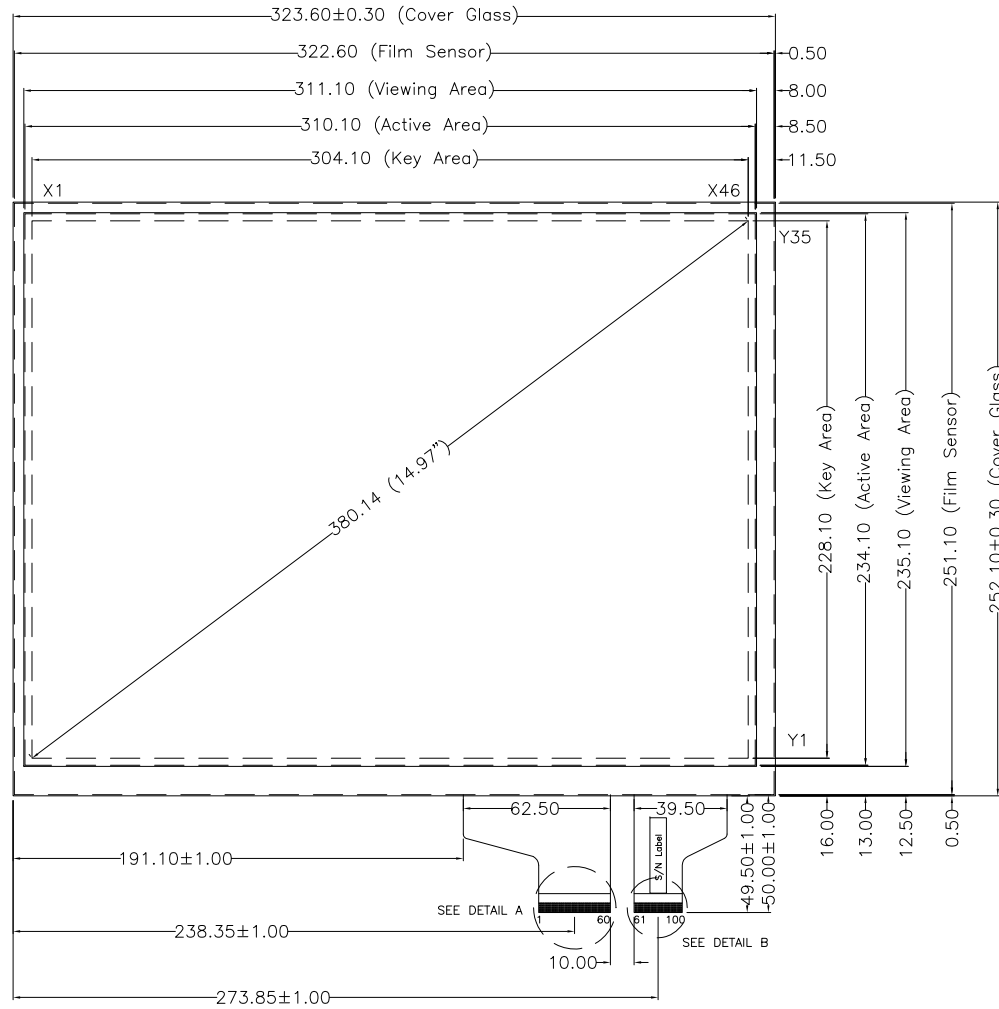
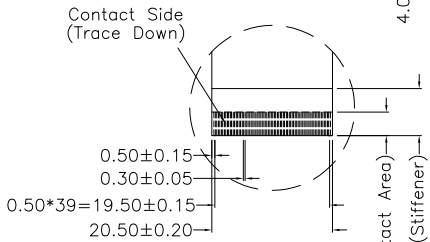
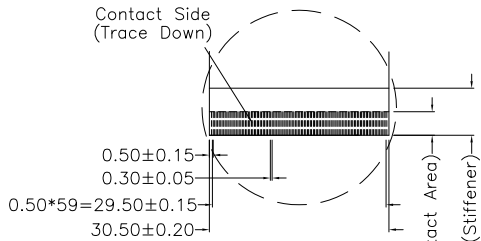


TOUCH SIDE VIEW

PIN#	Assignment
1	Grounding Line
2	Blank
3-48	X1-X46
49-58	Blank
59-60	Grounding Line
61	Grounding Line
62	Blank
63-97	Y1-Y35
98-99	Blank
100	Grounding Line



- NOTES:
1. INPUT MODE : PROJECTED CAPACITIVE
 2. OVERALL THICKNESS : 2.20±0.20mm
 3. COVER GLASS THICKNESS : 1.80mm
 4. FRONT SURFACE : CLEAR
 5. TAIL TYPE : GOLD PLATED FPC , ZIF
 6. RECOMMENDED CONTROL BOARDS : PENMOUNT PM1410 SERIES
 7. OTHER SPEC : SEE APPROVAL SHEET
 8. PLEASE REFER TO AMT TOUCH SCREEN INTEGRATION GUIDES FOR SYSTEM MECHANICAL DESIGN AND ASSEMBLY METHODS



NO.	DATE	DESCRIPTION	CHK
REVISION			
CHIEF OF DESIGN		APPROVED	Jerry
DRAWN BY	Bruce	DATE	May. 20, 2015
SHEET 1 OF 1			

Apex Material Technology Corp.

TOLERANCES UNLESS SPECIFIED		DWG NO :
.X	± 0.50	P3029-A2-0-01
.XX	± 0.50	
.XXX	± 0.30	
ANGULAR	.	SCALE: N/S UNIT: mm